

ATLAS

Aluminium

WINDOWS
DOORS
GLAZED ROOFS



ATLAS ALUMINIUM

Crafting Excellence in Every Frame

At Atlas Aluminium, innovation, craftsmanship, and quality come together to create stunning aluminium windows, doors, and glazed roof solutions.

Whether enhancing a home with sleek modern aesthetics or seeking durable, energy-efficient systems, our expertly fabricated products offer the perfect blend of style and performance. With a commitment to precision engineering and customer satisfaction, we ensure that every piece produced meets the highest standards of durability and design.

Atlas Aluminium is one of the UK's largest fabricators of Smart aluminium window and door systems and the creators of the market-leading Atlas Roof range.

As a proud member of Made in Britain, Atlas Aluminium reinforces its commitment to high-quality British craftsmanship and innovation.

Accreditations

All our products undergo a thorough quality control system, independently audited twice a year by the British Standards Institution. The products are manufactured in full compliance with the latest UK Building Regulations. This commitment to quality and compliance ensures long-lasting performance and peace of mind.



Energy-rated windows tested and certified by the British Fenestration Rating Council



Building Regulations

To sell your home in the future, you must be able to demonstrate that your windows, doors and roofs satisfy Building Regulations by producing a certificate of compliance either from an approved installer or your Local Authority Building Control Department



BS 4873 Aluminium Window Fabricator BS 4873 / PAS24 Enhanced Security Aluminium Window Fabricator BS 4873 / PAS24 Enhanced Security Aluminium Door Fabricator



Aluminium is infinitely recyclable, and when recycled uses just 5% of the total energy needed to produce frames from scratch

Legislation

All Atlas Aluminium systems are designed to be technically advanced, both in structure and installation. If you need any information regarding any of our systems, you can download the relevant datasheets, technical manuals and 'how-to' guides from our website atlas-aluminium.co.uk. Alternatively, simply contact our Customer Service team on 01453 826884, who will be able to help you.



WINDOWS

- 4. Alitherm 400 Systems
- 5. Alitherm 400 Range
- 6. Tilt & Turn
- 7. Flush Sash
- 8. Heritage Windows
- 9. Window Handles

DOORS

- 10-11. Bi-Folding Doors
- 12-13. Sliding Patio Doors
- 14. Residential Doors
- 15. French Doors
- 16. Heritage Doors
- 17. Designer Doors
- 18. Signature Doors
- 19. Finishing Touches / Guarantees
- 20-21. Door Handles and Accessories

GLAZED ROOFS

- 22-23. Roof Lanterns
- 24. Lantern Kerb Detail
- 25. Sight Line Measurements
- 26. Flat Rooflights
- 27. Roof Shapes
- 28. Conservatories
- 29. Lean-Tos
- 30. Verandas
- 31. Skyrooms
- 32. Unrivalled Aerial Views
- 33. Roof Vent Design
- 34. Smart Design
- 35. Rafter Caps
- 36. Glass
- 37. Thermal Performance

ALITHERM 400 SYSTEMS

Atlas Aluminium's Alitherm systems provide a range of high-quality window solutions for side-hung, top-hung open out casement and tilt and turn windows.

Everything we do is bespoke, meaning we can manufacture windows in configurations that work for every home. This can include a combination of different openers and fixed frames, or a combination of both with our hybrid window.

For installers, our Alitherm 400 windows include Smart's new Quick-Glaze Bead. Its integrated gasket can be easily tapped in on site, eliminating the need for a wedge gasket.

This makes installations and the glazing process quicker, easier and more economical.



Side Hung Max o/a Width	900mm
Side Hung Max Sash o/a Height	1400mm
Top Hung Max Sash o/a Width	1400mm
Top Hung Max Sash o/a Height	1500mm

Our Alitherm ranges combine elegance with outstanding performance and feature products that can achieve an 'A' Window Energy Rating.



ALITHERM 400 RANGES

400i - now even slimmer!

The popular Alitherm 400i range is an internally beaded system with dummy sashes which can achieve PAS24 security standards.

400x


Our Alitherm 400x range is an externally beaded system, which can be upgraded to PAS24 security standards with the introduction of glass security clips.

400 Hybrid

The Alitherm 400 Hybrid combines internally glazed sashes with externally glazed fixed frames.

Customise your Alitherm

Four elegant standard colours are available, or a bold design statement can be made with unlimited colour options and textured finishes. Any shade from the full RAL colour range can be selected to perfectly complement any design.



TILT & TURN

Bringing together exceptional value and quality alongside top-tier performance and security, the latest addition to the Atlas Aluminium window range is the Alitherm 400 Tilt and Turn window.

This innovative variant complements the existing fixed, side-hung, and top-hung casements in the Alitherm 400 range.

With its contemporary design, the Tilt and Turn unit offers the flexibility of tilting the window for ventilation or fully opening it into the room to 90 degrees. Ideal for illuminating spaces with natural light and fresh air, and for simplified cleaning tasks.

The system has undergone rigorous testing to meet current building regulations, surpassing requirements for weather resistance and security performance.



Max o/a Width 1200mm
Max o/a Height 2100mm



FLUSH SASH

Atlas Aluminium offers Flush Sash Casement windows with various opening solutions, providing slimmer sightlines compared to PVCu alternatives.

Equipped with high security features as standard, each opening window is equipped with a lock featuring enclosing cams ensuring enhanced security.

Additionally, options such as laminated glass and the upgrade to PAS24 provide added peace of mind regarding home safety and security.

Featuring a completely flush finish, these windows offer sleek aesthetics when viewed externally.



Side Hung Max Sash o/a Width 900mm
Side Hung Max Sash o/a Height 1400mm
Top Hung Max Sash o/a Width 1400mm
Top Hung Max Sash o/a Height 1500mm

The high-performance Alitherm system presents multiple options including side-hung and top-hung casements.

These flush sash casement windows are suitable for a wide array of applications, spanning residential and light commercial, new-build and refurbishment projects.



HERITAGE WINDOWS

The Alitherm Heritage range was designed to meet the requirements of refurbishment and renewal projects, particularly in sensitive planning areas.

Perfect for Victorian and Art Deco designs, our versatile window range has been trusted across the UK in renovation, refurbishment, and heritage projects, blending timeless style with modern performance.

Featuring slim, thermally-broken profiles, Alitherm Heritage windows are available in a number of formats, including fixed-panel, sash, top-hung and side-hung casements. These different options may be installed in a combination of horizontal modules, which are stacked using our coupling options to form a multi-part window.

The Alitherm Heritage window range features slim profiles and sight lines that are associated with traditional steel windows.

However, the system's timeless elegance is also accompanied by the outstanding thermal performance of a modern aluminium system – each delivering a U value or energy rating that meets current building regulations.

Side Hung Max Sash o/a Width 900mm
Side Hung Max Sash o/a Height 1400mm
Top Hung Max Sash o/a Width 1400mm
Top Hung Max Sash o/a Height 1400mm



WINDOW HANDLES

See the reference chart below to explore the range of available handle options:

		White	Black	Grey	Chrome	Satin Silver	Polished Gold	Antique Black
CASEMENT WINDOWS	Offset Handle	✓	✓	✓	✓	✓	✓	
	Monkey Tail Handle							✓
TILT AND TURN WINDOWS	Tilt & Turn Handle	✓	✓	✓	✓	✓	✓	

OFFSET
HANDLE



MONKEY TAIL
HANDLE



TILT & TURN
HANDLE



BI-FOLDING DOORS

VISOFOLD 1000 SLIM

The Visofold 1000 Slim takes elegant design to the next level, featuring even slimmer sightlines than its predecessor. With frame widths reduced by 10mm to just 122mm, it offers a larger glazing area, perfect for projects of all sizes.

Designed for both style and precision, our Visofold profile comes in a square-edge option and is crafted with expertly mitred corners for a clean, modern look.

Security is never compromised. As standard, our slim bi-folding doors come fitted with 3-star cylinders and the highest-grade locks available for ultimate protection and peace of mind, with the addition of a simple upgrade to be PAS24 compliant.

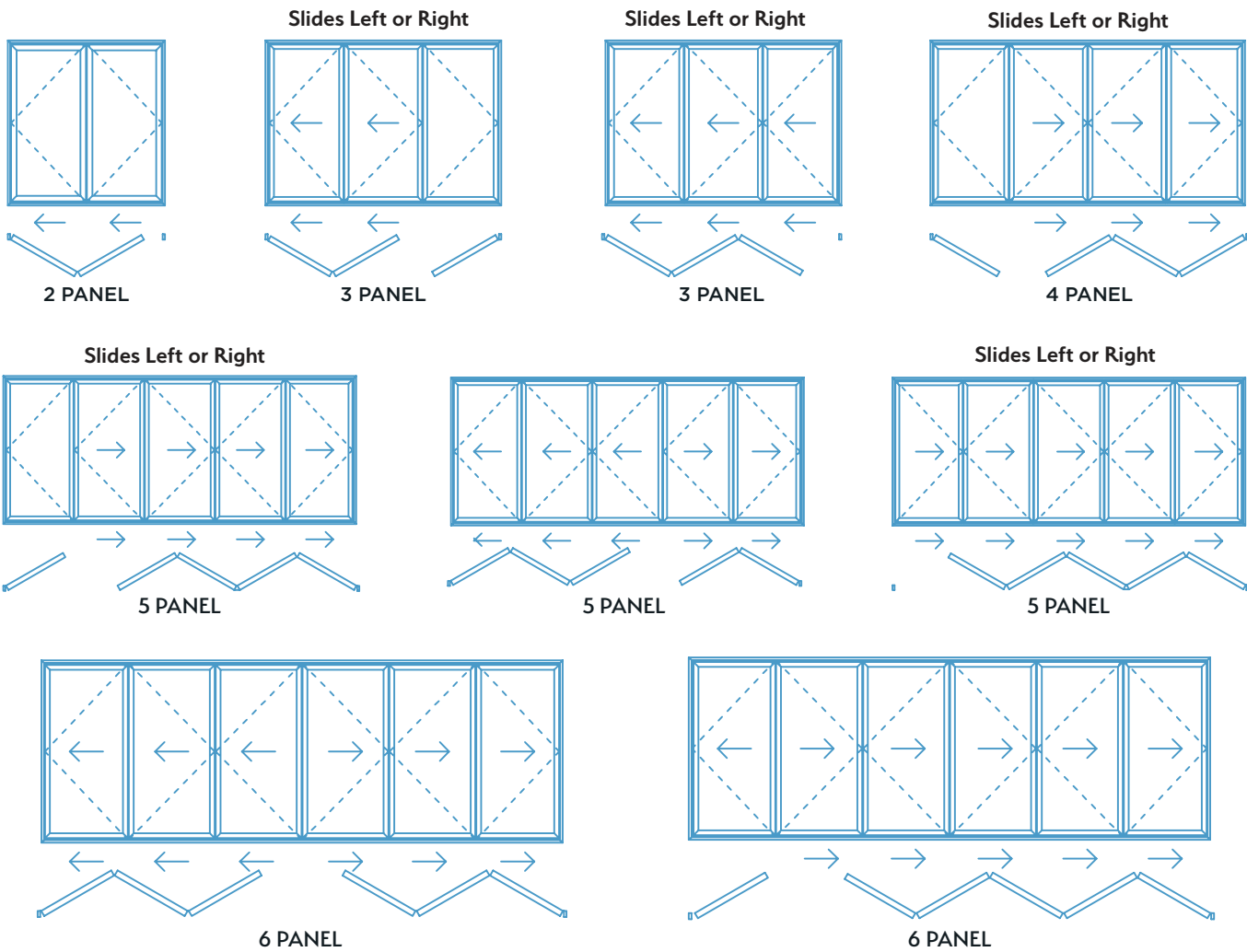
Featuring Smart's New Quick-Glaze Bead

The Visofold 1000 Slim's new Quick-Glaze Bead, with its integrated gasket, can be easily tapped in on site - eliminating the need for a wedge gasket. This makes the installation and glazing process faster, simpler, and more cost-effective for installers.



VISOFOLD BI-FOLDING DOORS CONFIGURATIONS

Visofold doors can be folded internally or externally and with the opening at the side (so the leaves all fold one way), at one end (to create a single entrance door) or in the middle (doors can fold centrally either way).



BI-FOLD DOOR MAX SIZES Max height 2.5m and max weight 100kg per leaf. Chart is for guidance and dependant on glass specifications.

Widths	1.5m	1.8m	2.3m	2.5m	3.0m	3.3m	3.6m	3.7m	3.9m	4.3m	4.9m	5.0m	5.4m	5.8m	6.0m	6.6m	7.3m	7.5m	7.8m	8.5m
2 Door																				
3 Door																				
4 Door																				
5 Door																				
6 Door																				
7 Door																				

Narrow Opening
Optimum Opening
Wide Opening

FLUSH FITTING SASH TRICKLE VENT

MODEL DETAILS
Length – 430mm
Equivalent area as per BS 13141-1:2019 – 2214mm²
Slot Size – 16 x 410mm
In stock colours.



Fresher, cleaner indoor air

Our bi-folds can include a flush fitting trickle vent - a modern, and stylish ABS ventilator with a simple vent adjustment to manage airflow into the property. It has been specifically designed to fit into our bi-folding doors for a discreet appearance.

Features

- Discreet flush fitting appearance.
- No need for add-ons to top of doors.
- Fingertip positive open and close action.
- Factory fitted.

Performance

- Independently tested for airflow EA.
- UV Stabilised for long life.

Maintenance

- Use a damp cloth to clean the vent and lightly brush the cover to remove dust.
- ABS for low Maintenance.

Colour Options...



We have four standard colours, but other options are available - including any RAL colour and textured finishes.

SLIDING PATIO DOORS

Transforming space with light, openness, and style—
Visoglide Plus Sliding Patio Doors.



Atlas Aluminium’s Sliding Patio Doors are designed for large-span openings and are perfect where space is limited — ideal for situations where bi-fold-ing doors may encroach on floorspace. Sliding doors offer the largest uninterrupted glass panels, and when open, don’t take up room on patios, balconies, or inside homes.

Engineered for performance, our Sliding Patio Doors are tested to the highest industry standards. With smooth, reliable gliding and robust aluminium construction, they deliver long-lasting functionality.

Combining advanced glazing technology with superior insulation, these doors flood space with natural light while enhancing comfort year-round.



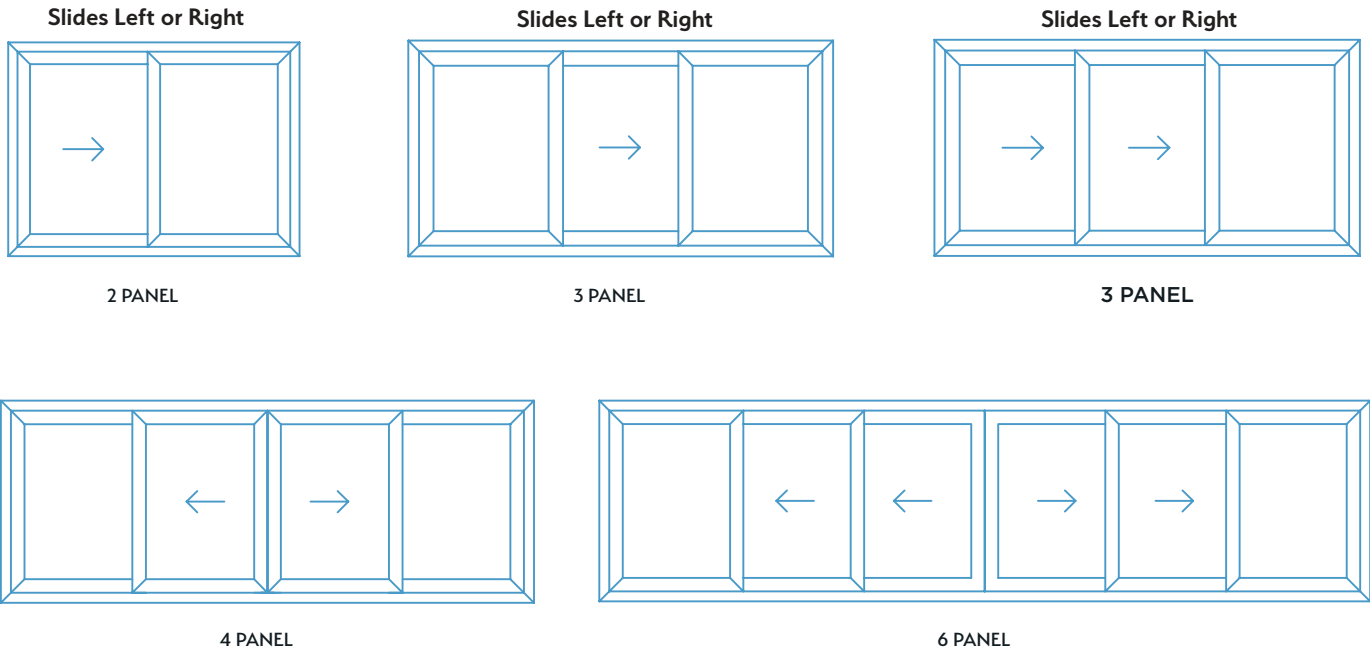
Colour Options...



We have four standard colours, but other options are available - including any RAL colour and textured finishes.

SLIDING DOORS CONFIGURATIONS

Offered in configurations of two, three, four or six panels, our patio doors are equipped with either double-glazed or triple-glazed glass. They feature double-track or triple-track systems, incorporating specialised sliding mechanisms that ensure effortless opening. A slim interlock option is also available.



Max o/a Height Per Sash	2700mm
Standard Max Sash Weight	200kg
Upgrade Max Sash Weight	250kg



RESIDENTIAL DOORS



Suitable for both residential and commercial projects, our aluminium doors are the perfect match for our window range — offering the same polished design and effortless operation.

With outstanding thermal performance and enhanced security as standard, they're available in open-in or open-out configurations to suit any layout.

Internally glazed doors come with 28mm double glazing and a tap-in bead system as standard for added ease and security.



Max o/a Height Per Sash 2500mm
Max o/a Width Per Sash 1100mm

Colour Options...



We have four standard colours, but other options are available - including any RAL colour and textured finishes.

FRENCH DOORS



Stylish and highly practical, our French Doors provide the perfect transition from homes to gardens, offering seamless flow without the need for a large opening.

Their refined design ensures they complement any space, while maximizing functionality.

The addition of glass panels on either side of Atlas Aluminium French Doors allows natural light to flood in, creating a bright, airy atmosphere throughout the day.



Colour Options...



We have four standard colours, but other options are available - including any RAL colour and textured finishes.

HERITAGE DOORS



Suitable for both single and double door application, our Heritage doors are available in a wide range of sizes and are supplied with a traditional single point lock mechanism.

Both the window and door systems deliver a U value or energy rating that meets current building regulations, when installed with a suitable double glazed unit, and are available in either single or dual polyester powder coated finishes.

Max o/a Height Per Sash 2200mm
Max o/a Width Per Sash 900mm



Colour Options

Add a personal touch to our Heritage Doors with a selection of colour options.

Standard Colour Options:



DESIGNER DOORS

Safety and security were at the forefront of every decision in our new Designer Door range, ensuring that each door meets the rigorous PAS24 security standards.

The collection offers a stunning variety of styles, from the minimalist appeal of our Modern range to the classic charm of our Traditional, Cottage, and Vintage designs.

To make our doors truly unique, we offer a wide selection of colours, glazing, and hardware options.

With a spectrum of colours, from traditional whites and soft pastels to bold reds, greens, and sophisticated greys, this extensive range can match existing décor or create striking contrasts for personalised finishes.

View a selection of the 34 unique door styles we offer:



SHERBOURNE



OXFORD

Guaranteed Performance

- Elegant aluminium profiles provide strength and durability.
- All glazing units are 60mm triple glazed and laminated for added protection and comfort.
- The integrated weather bar and centre gaskets provide excellent weather protection.
- Our doors require minimal maintenance and deliver outstanding, long-life performance.



BROADSTONE



AMERSHAM

✓ 10-point locking available for high security

✓ Hardened stainless steel and picking protection pins provide tamper-protection

✓ Horizontal key has a cross groove in the core which can only align with the 10-point spring-loaded pin pairs within the lock

✓ Dogbolts/additional security points on the hinge side

✓ Adjustable hinges and lock


✓ Successfully tested to PAS24 Enhanced Security Performance

SIGNATURE DOORS



HIGH SECURITY

Our doors exceed the requirements of PAS24 testing and come with market leading locking mechanisms



COLOUR MATCHED

Single colour frame and door leaf with colour-matched weather bar



GLAZING

Glazing comes in clear or satin glass units

DISCOVER OUR SIGNATURE DOORS

Stylish, secure, and great value for the modern family, our aluminium designs offer beauty, safety, durability and low maintenance, enhancing any home.

Ranging from contemporary chic to timeless elegance, the Signature Door collection offers the perfect front or back door for any style of home.



View a selection of the 16 unique door styles we offer:



BROADFIELD



CARNABY



HARLEY



LANSDOWN



MILLBROOK



PORTOBELLO



WOODCHESTER



ABB
SQUA
RE



ABB
DIAMOND



ABB
RECTANGLE



ABB
SOLID

FINISHING TOUCHES / GUARANTEES



DETAILS

FINISHING TOUCHES

Atlas Aluminium door locks are designed for convenience, only one key is needed to operate all locks when they are keyed alike. However, separate doors will have unique keys unless otherwise specified.

The Alitherm 400 range comes with a high-security 3-Star key system as standard, ensuring top-tier protection. With this system, all keys remain unique for maximum security.



OUR GUARANTEES



DOOR HANDLES & ACCESSORIES

Use the reference chart below to discover the perfect set of handles and accessories for your home.



White Black Grey Graphite Chrome



Satin Silver Polished Gold Stainless Steel Antique Black

BI-FOLDING DOORS	Lever (Straight) Handle	✓	✓	✓		✓
	Locking Pop Up Handle	✓	✓	✓		
	D Handle	✓	✓	✓		
	Magnetic Catch	✓	✓	✓		✓
	Slimline Trickle Vents	✓	✓	✓		
	Trickle Vents	✓	✓	✓		
SLIDING PATIO DOORS	Long Lever Handle	✓	✓	✓		
	Sliding Door D Handle	✓	✓	✓		
	Bar Handle					
	Bow Handle					
RESIDENTIAL & FRENCH DOORS	Lever (Straight) Handle	✓	✓	✓		✓
	Letterplate (Black ABS Surround)	✓	✓			✓
DESIGNER & SIGNATURE DOORS	Letterplate (Matching Surround)	✓	✓		✓	✓
	Lever (Ergonomic) Handle					
	Lever (Mitre) Handle					
	Lever (T Bar) Handle					
	Pull Knob				✓	✓
	Inline Round Pull Bar					✓
	Flush Escutcheon					✓
	Pull Escutcheon		✓		✓	✓
	Letterplate				✓	✓
	Knocker (Urn)					✓
	Knocker (Bullring)				✓	✓
	Knocker (Architectural)				✓	✓
	Knocker (Horse Tail)					✓
	Spyhole					✓

[illegible]

A range of locking cylinders are available to give enhanced security on sliding doors.

*silver anodised SAA

ROOF LANTERNS



MORE SKY - LESS ROOF™

No clunky bars or supports cluttering the ridge. No thick, chunky profiles dominating the glazing.

Atlas Aluminium's unique system design is pure engineering magic. Super strong, light, 40mm aluminium frame rafters create slim, elegant roof profiles with excellent thermal performance.

Compared to conventional roofs sold by competitors, Atlas Aluminium slashes the visible width and sight lines of rafters by 30% and the main internal feature ridge by 70%.

This unique design delivers more sky, less roof - bringing a sense of openness and refined elegance to the overall structure and appearance.

Visible Internal Elegance

The slim thermally broken aluminium rafter sections have a minimalist appearance that bring a stylish ambience and modern finish, while maximising the use of light and space within homes.



SUBTLE & STYLISH

Low Sight Lines Externally

From the outside, Atlas Aluminium's subtle design of rafter external caps and sleek ridge sets them apart from the bulky, conventional T-bar caps and ridges typically used by competitors.

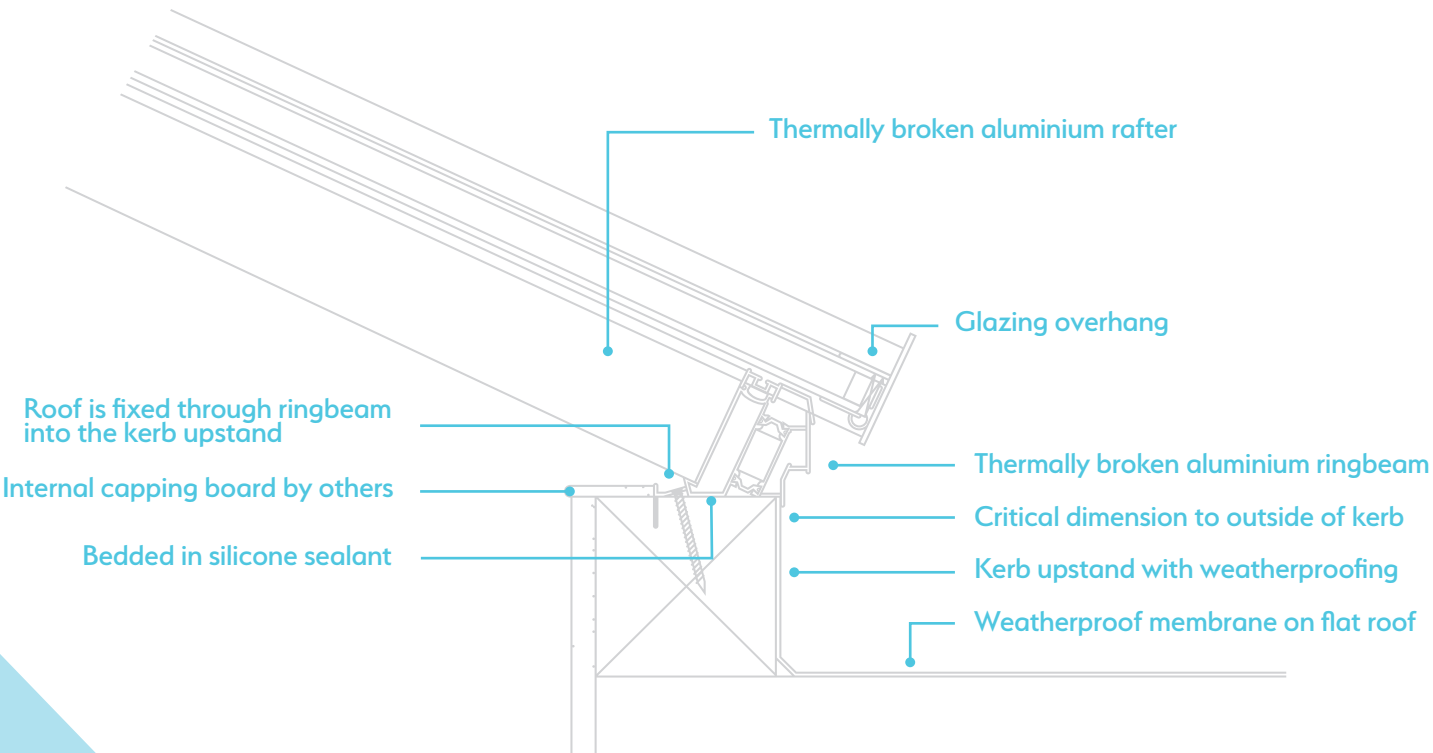
Quality Finish

By maintaining low, unobtrusive sight lines, we ensure that even a large glazed roof structure seamlessly blends into the plot without overwhelming the space.

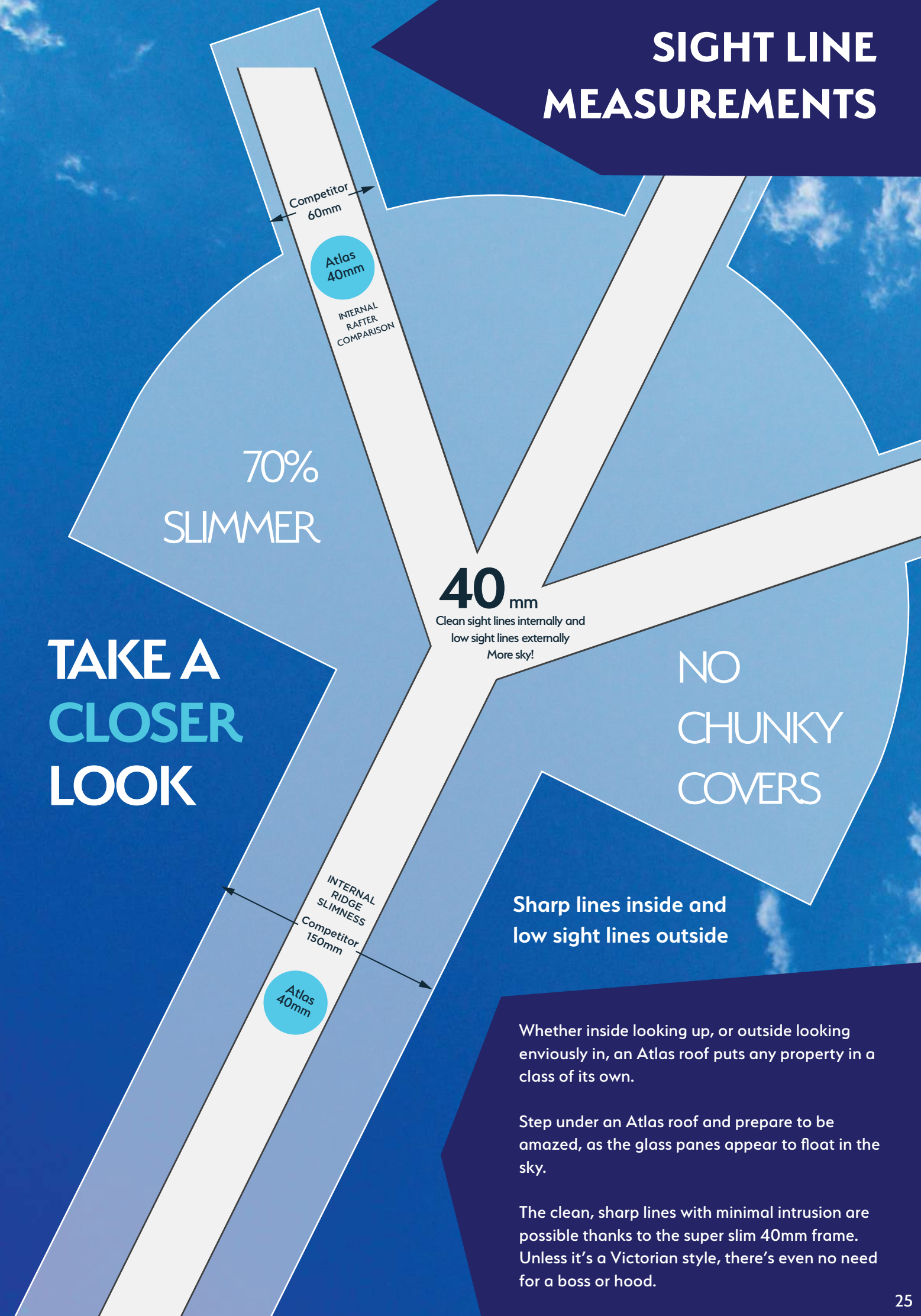
All aluminium exterior coloured profiles are quality finished with powder coat paint, which is guaranteed to last. Dual coloured roofs are also available as the exterior colour can be easily changed to achieve the desired look.



LANTERN KERB DETAIL



SIGHT LINE MEASUREMENTS



FLAT ROOFLIGHTS

Bringing style to homes nationwide. The Atlas Flat Rooflight is designed to fill extensions with natural light.

MINIMAL SIGHTLINES

The minimalistic contemporary external design with flush glazing gives a streamlined, modern appearance and is a stunning addition to any home extension.


ULTIMATE PERFORMANCE

Using only 1.0 W/m²K U-value 6-16-6 low e double glazing, the rooflight can achieve overall U-values of 1.2 W/m²K, outperforming many of its rivals.

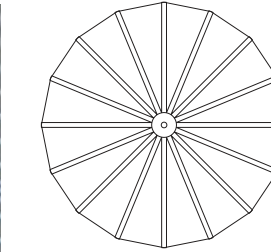


ROOF SHAPES

Versatile and stylish, the design accommodates several roof shapes to suit any property.



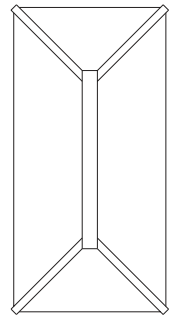
CIRCULAR



Maximum size = 4800mm



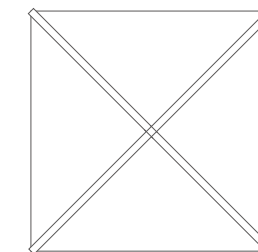
CONTEMPORARY



Maximum size = 1500mm x 3000mm



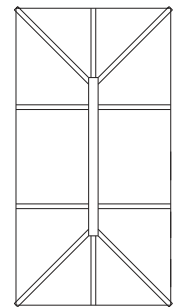
SQUARE



Maximum size Contemporary Square lantern as per line drawing above = 2000mm x 2000mm. The Regular Square lantern can go up to larger sizes with additional rafters.



REGULAR



Maximum size Regular lantern as per this rafter layout 3000mm x 4000mm – can go up to 5000mm x 10000mm with additional rafters.

Larger sizes available upon request



FLAT ROOFLIGHT



Maximum size 1200mm x 2500mm, 1400mm x 2000mm and 1000mm x 3000mm

Larger sizes available upon request

Over 200 long-lasting colours

Perhaps the most significant benefit for aluminium conservatories when compared with PVCu is the vast colour choice. Aluminium can be coated in any RAL colour using the most up-to-date powder coating processes. This ensures a much tougher finish than conventional spray painting used on timber or PVCu, whilst all powder coated components are colour guaranteed for ten years.



CONSERVATORIES



LESS IS MORE

Atlas Conservatory roofs offer an ultra slim frame, minimalist internal design and superb thermal performance, making them an unrivalled choice for all homes.

Manufactured to precise specifications, the Atlas Conservatory Roof redefines modern extensions, glazing, style, and structural design.

Traditional conservatory roofs can be cluttered by low hanging bars, oversized ridges, obtrusive ridge ends and poor thermal efficiency.

However, the Atlas Conservatory Roof benefits from a 70% slimmer ridge with the hidden or subtle bars – more glass, less roof and unrivalled thermal performance.

With more sky less roof as its core design, the system blends innovative engineering and beautiful design to elevate any conservatory upgrade.

It's the perfect balance of style and practicality, giving a bright, open feel while keeping things comfortable and energy-efficient.

LEAN-TOS



Changing the shape of conservatories

A lean-to is an ideal alternative to a traditional conservatory and adds a sleek, modern design to any home.

Providing shelter while maintaining an open feel, lean-tos invite natural light and fresh air, creating a comfortable and functional space.

Whether used for outdoor seating, storage, or additional covered space, their versatile structure blends seamlessly with different styles.

Perfect for creating additional space, the single-sloped Atlas Lean-To can be any width, and can project approximately four metres into gardens.

The adaptable roof pitch allows for a range of stunning aesthetics, whether positioned neatly beneath first-floor window ledges or extending gracefully to the eaves.



VERANDAS

OPENING UP LIVING SPACES INTO GARDENS WITH OUR ATLAS VERANDAS



OUTDOOR LIFESTYLE & LUXURY

An Atlas Veranda creates a stylish, new living area that enhances the exterior of any property. When paired with bi-folding or sliding doors, it seamlessly extends indoor spaces into the garden.

This versatile, covered area allows for year-round outdoor enjoyment, bringing al fresco living into everyday life while adding value to the property.

- A flexible outdoor living space.
- A permanent cover for your patio area.
- Perfect for al fresco dining and entertaining.
- Custom built to your specification.



SKYROOMS

Our engineers have expertly combined the functionality of a traditional conservatory with the sophisticated elegance of an orangery.

The Skyroom achieves a refined, luxurious feel by featuring a solid internal pelmet, instantly enhancing the room's appearance.

Add spotlights, and you have the perfect evening ambience. The roof, resting above the pelmet like a lantern roof, further elevates the aesthetic.

With a sleek 300mm aluminium fascia, the Skyroom mirrors the clean lines of a modern orangery lantern, both inside and out.

It eliminates the need for bulky joint covers or low rod bars, ensuring a clean roofline and maximizing headroom.

Thanks to its slimmed-down ridge and rafter, the Skyroom combines stunning aesthetics, exceptional strength, and superior thermal performance.

Simply put, no other product on the market matches the Skyroom's unique appeal.

REVOLUTIONIZING ORANGERY DESIGN

The Skyroom seamlessly blends the best features of a conservatory and a high-end orangery, embodying cutting-edge design. It provides the classic orangery look, free from unnecessary features, while its ultra-slim roof maximizes views of the sky, offering more sky - less roof.



UNRIVALLED AERIAL VIEWS



We've combined good looks, outstanding strength and intelligent detailing, to create one of the finest looking products available for conservatory and orangery installations.

The versatility of the aluminium rafters and creative design solutions have removed the requirements for outdated bulky hood covers on lantern roofs and Edwardians.

Key Benefits

- The UK's most thermally efficient aluminium glazed conservatory roof system.
- Structurally tested to a uniformly distributed load of 3.5 W/m2K.
- Lanterns tested to Secured by Design standards.
- Minimalist modern design with ultra-low sight lines.
- Ideal for orangeries and lantern roofs.
- Clean low sight lines externally.
- Aluminium external caps.
- Bevelled or flat external caps to suit building design.
- Available in all RAL colours.



COMPETITOR ROOF Inside



COMPETITOR ROOF Outside

ROOF VENT DESIGN

IT'S ALL IN THE DETAIL ROOF VENTS

Designed to Integrate.

Single bay roof vents have been designed to match the roof's slim appearance and are ideally positioned for ventilation.

To retain thermal efficiency and reduce condensation, Atlas roof vents are made up of an aluminium outer frame and PVCu inner frame as standard.

A fully aluminium roof vent is also available. A manual or electronic opening roof vent are available to select from.



SMART DESIGN

MAXIMUM
IMPACT
MINIMAL
INTRUSION



Three Construction Options

A variety of construction alternatives ensure the perfect fit for any property or design.

Unlike many competitors who require a rod tie bar at eaves beam level, Atlas Aluminium provides the option of a hidden or rafter tie bar, offering both luxury and flexibility to create the ideal roof.

Discreet tie bars add extra structural rigidity, without detracting from the sense of light and space.

Unrivalled Strength

Extra strong rafters mean the tie bars can be set higher, guaranteeing excellent headroom and no intrusion into the living area. Even in large buildings, the roof structure remains remarkably minimal, creating a sense of clear, free space under the eaves.

Increased roof strength means the design aesthetics and clear sight lines achievable from our slim profiles remain unmatched by competitors.

RAFTER CAPS

For a modern finish, aluminium flat roof rafter caps are available. Bevelled external caps create a more traditional look.



1. Aluminium Rafter Flat Cap
(example colour RAL 7016
Anthracite Grey)



2. Aluminium Rafter Decorative
Cap (example colour RAL 9005
Black)





Making rooms all-year-round living spaces

As standard, Atlas roof glass will be specified to combine heat reflection and thermal insulation with reduced rainfall and traffic noise.

Low-E and Solar control combination coating, with an argon filled cavity, controls the amount of visible light, UV and heat that passes through the glazed unit. Destructive UV rays are reduced by up to 91%, offering protection to furniture and fabrics from sun damage.

With self-cleaning technology as standard, the glass will require less maintenance.

Solar control glass

This intelligent glass reflects over 54% of the sun’s solar energy, so our conservatories won’t become unbearably hot in summer. Solar glare is reduced too, creating a beautifully ambient environment.

A combination of low emissivity inner glass and argon gas filling means the Atlas solar control glass gives twice the insulation of ordinary double glazing, which reduces energy costs and keeps our conservatories warmer in winter.

Available in neutral, blue and green.

Self-cleaning glass

Enjoy effortless maintenance with advanced self-cleaning technology.

A specially designed microscopic film harnesses daylight and rainwater to break down and wash away dirt and grime.

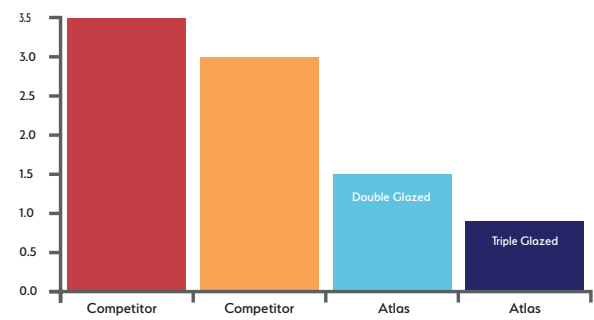
Using both UV light and natural rainfall, this innovative coating keeps windows cleaner for longer—reducing the need for manual cleaning, particularly in hard-to-reach or high-up areas.

Our Atlas Roofs Benefit From Supreme Strength:

- Ability to withstand 33% greater ‘live loads’ such as snow or wind than other roofs
- Larger span roofs are reinforced internally—meaning no unsightly ‘bolster bars’
- Peace of mind with the investment in a roof that can be admired for many years

Twice as Efficient

U Values of Rafters of Leading Conservatory Manufactures (W/m2K)

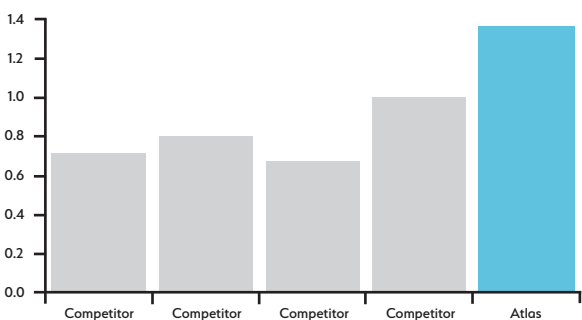


Key Benefits

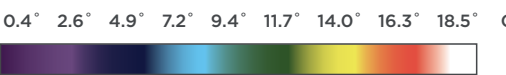
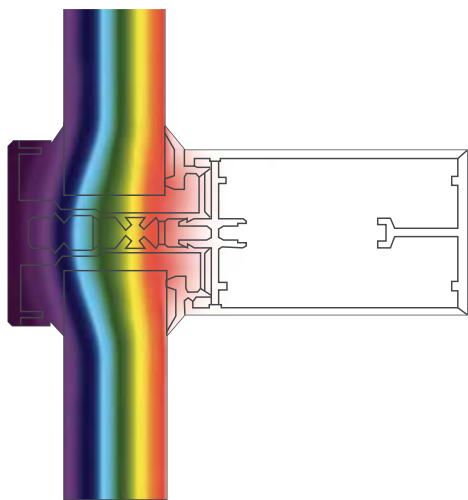
With thermal insulation performance that’s twice as good as the competition, enjoy:

- Comfortable, year-round room use
- Reduced risk of condensation
- Lower heating and air conditioning bills

Kn/m2 (Wind and Snowloading Values)



Superior Thermal Performance



*Independent tests show that Atlas offers the best thermal and strength performance available in the UK domestic conservatory market.

COOLER IN SUMMER
WARMER IN WINTER

Why compromise excellent double or triple glazing performance? Our roof profile has the best insulated rafters in the industry.

The Atlas rafter is more thermally efficient than its nearest competitor. Upgrade to triple glazing to further improve thermal efficiency. Overall U Value can be as low 0.7 when triple glazed or 1.2 when double glazed.

Units incorporate argon gas, a safe and inert gas that improves insulation, and warm edge spacer bar technology that reduces ‘cold spots’ and condensation, avoiding formation of unsightly mould while improving thermal insulation.

A combination of low emissivity inner glass and argon gas filling means the Atlas solar control glass gives twice the insulation of ordinary double glazing, which reduces energy costs and keeps our conservatories warmer in winter.

Sunshield Blue

The ultimate in performance glass

Sunshield Blue brings the best performance glazing you can get. With its blue tint and premium abilities, Sunshield Blue is our ultimate performance glazing.

Technical Specification

High technology solutions for today’s roofs

All Atlas roof double glazed units incorporate toughened safety glass and are manufactured to the highest British and European Standards, accredited to BS EN 1279 parts 2 & 3 and BS EN 12150.

	Sunshield Blue Double Glazing	Blue Solar Triple Glazing	Blue Solar Double Glazing
U Value	1.0	0.6	1.2
Solar Factor	18%	40%	46%
Visible Light Transmission	24%	51%	56%
Heat Reflection	82%	60%	54%
UV Protection	91%	88%	80%
Easy Clean Coating	Inc	Inc	Inc
Cavity Fill	Argon	Argon	Argon
Blue Tint	Inc	Inc	Inc

Additional glass options are available on request e.g. acoustic glass and privacy glass

**PROUDLY
UK-MADE**



All of our products are manufactured at our factories in Stonehouse, Gloucestershire. By keeping production local, we maintain full control over quality, ensuring every item meets the highest standards.

Supporting UK manufacturing also means investing in local communities. With approximately 200 employees across our sites, we're proud to contribute to the regional economy and sustain skilled British jobs.



ATLAS

Aluminium



01453 826884

sales@atlas-aluminium.co.uk
Newton Centre, Brunel Way,
Stroudwater Business Park,
Stonehouse, GL10 3SW

atlas-aluminium.co.uk